



FOOD GARDENING

Did you know you can grow fruits and vegetables in a garden or pot? Try growing an onion from an onion.

This week's activity: **Grow Onions from an Onion**

Grow An Onion

Suggested Materials:

- Onion (here we use a cooking onion, but you can use spring onions or try other kinds.)
- Glass
- Water





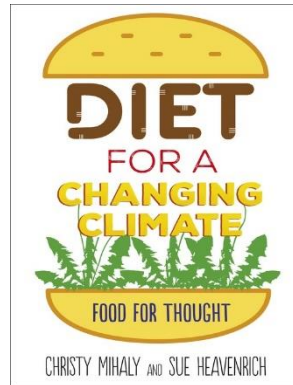

Directions:

1. Ask an adult at home if you can use an onion for this project.
2. With the help of an adult, cut an inch up from the root at the bottom of the onion.
3. Take that inch of onion (with the bottom root end) and carefully remove the onion skin. Try not to damage the root.
4. Fill a glass of water almost to the top.
5. Put the onion in the glass with the root facing down. Try using toothpicks to help lift the onion out of the water but keep the roots and very bottom of the onion under water.
6. Place the glass near a window with direct light.
7. Make sure you replace the water daily.
8. Check your onion on Day 3. Are there sprouts at the top?
9. Check your onion on Day 5. Are the sprouts longer?
10. When you see a flower stem at the top, plant your onion in a small pot with dirt or in your garden. This might take a few weeks.

Links to resources:

Check out our [eBooks](#) on these topics:

[Gardening](#) | [Cooking](#)



Search 'gardening in [Hoopla](#) to find lots of books to help you be a gardener like *Our Garden in the City* by Rann Roberts and *Green Kid's Guide to Garden Pest Removal* by Richard Lay.

Watch how Nana deals with pests in her garden in Season 1 Episode 33 of *Joe and Jack* on [Kanopy Kids](#).

You can get a library card at hpl.ca/online-registration.

If you would like to share one or all your creations, please take a picture and post it to social media using the hashtag, #HPLmakesomething.



#HPLmakesomething

hpl.ca/kids

