



## WEATHER JOURNAL

Have you looked out the window in the morning to see what the weather is like outside? Maybe a grownup in your home checked online or the TV to see if it's going to rain. Weather constantly changes. Create a weather journal so that you can keep track of the weather where you live.

### This week's activities: Make a Weather Journal

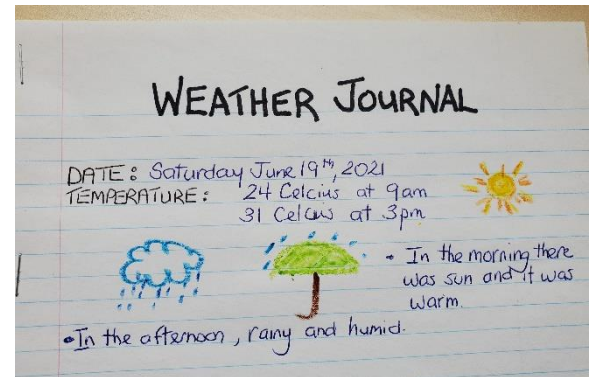
## Make a Weather Journal

### Suggested materials:

- Paper (blank or lined), notebook or pad
- Pencils, pens, crayons, markers, pencil crayons

### Directions

1. If you don't have a notebook, make a journal by attaching individual pieces of paper together with staples, string, or ribbon.
2. On each page, record the date, temperature weather for the day. How will you show what the weather was like? You can write it, use symbols or draw pictures.
3. If you always write about the weather in the morning, did the weather condition change later in the day? Did the day start sunny and warm but suddenly turn cold and rainy in the afternoon?
4. You could also draw clouds you see. Have you noticed there are different shapes? Some look like puffy cotton balls or flat. Do the shapes remind you of everyday things, like animals or objects? How do storm and rain clouds appear?






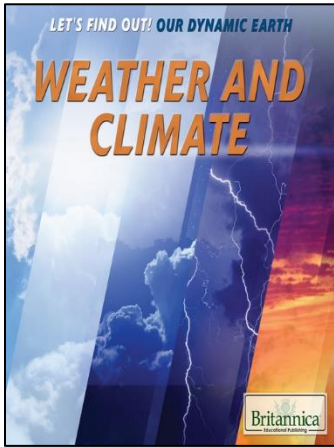
Here are some words and symbols to help you describe the weather:

Cloudy	Cold	Cool	Foggy	Hailing	Hot
Humid	Overcast	Raining	Sleet	Snowing	Stormy
Sunny	Warm	Wet	Windy	Mild	Thunderstorm



## Links to eResources:

Check out our [eBooks](#) on these topics:



[Weather](#) | [Science](#) | [Experiments](#)

Search **weather** on Hoopla Kids, to find books such as *Weather Patterns* by Carol Hand and *The Science of Weather and Climate* by Julie Danneberg and Michelle Simpson.

In the episode *Weather* (Season 1, Episode 107) of *Planet Echo*, Chuck wants to become a weatherperson. He learns how meteorologists (people who study the weather) forecast the weather and about different weather patterns. Watch on SummaKids.

You can get a library card at [hpl.ca/online-registration](http://hpl.ca/online-registration).

*If you would like to share one or all your creations, please take a picture and post it to social media using the hashtag, #HPLmakesomething.*



#HPLmakesomething

[hpl.ca/kids](http://hpl.ca/kids)    

