



CREATE A CURRENCY

What is currency? Currency is the money used in a country and usually has coins and paper. Most countries have a form of currency. For example, in Canada we use dollars, in Europe there are euros, and in Mexico, you'll find pesos. On Canadian money, you'll see images of people and animals. What else can you see? In these activities, design and create a form of currency.

This week's activities: New Canadian Currency – Currency Design Challenge

Suggested materials:

- Paper
- Pen or pencil
- Crayons, Markers or Pencil Crayons
- Scissors

New Canadian Currency

Directions:

Think about the currency used in **Canada**. What types of coins and bills do we have? Now imagine you are the Prime Minister and have been asked to design a new coin and bill for the country.


- How much is your money worth?
- What colours are your money?
- What images will appear on the new money?

Currency Design Challenge

Directions:

Imagine you are the leader of a new country or a planet.





- What would you use for currency?
- What would it look like and what are its individual values? Think about the shape, colours and materials.
- Remember there are two sides on paper money and two sides on coins.



Example: This is a \$10 designed for the new city of Mars Metropolis on the planet Mars. There really aren't any cities on Mars yet but one day there may be.

Links to eResources:

Check out our [eBooks](#) on these topics:



[Money](#) | [Canada](#) | [Geography](#)

Check out *Money and Trade* by Tim Cooke or *Explore Money!* by Cindy Blobaum, on **Hoopla Kids** to learn about its history, use around the world and much more.

On **KanopyKids**, watch the video of the story *Sam and the Lucky Money* by Karen Chinn, where Sam meets a stranger who helps him make the perfect decision on how to spend his lucky money.

Watch the short film called *Making Sense of Your Cents* on **SummaKids**. Learn about money and financial literacy, including how it is earned and how to save and spend.

You can get a library card at hpl.ca/online-registration.

If you would like to share one or all your creations, please take a picture and post it to social media using the hashtag, #HPLmakesomething.



#HPLmakesomething

hpl.ca/kids

